

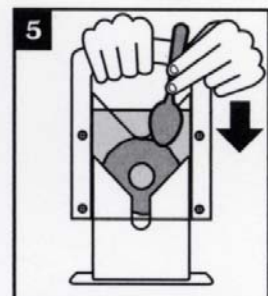
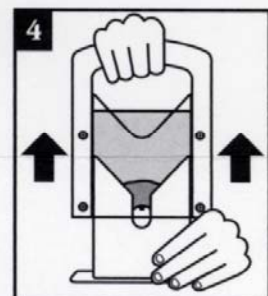
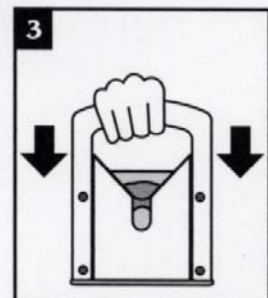
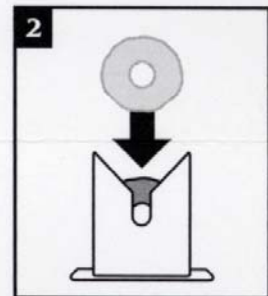

# THE ORIGINAL BAGEL GUILLOTINE®

## USE & CARE INSTRUCTIONS

Please read all the information in this instruction sheet before using the Bagel Guillotine®.

Although the Bagel Guillotine® makes cutting bagels simple, safe and speedy, we urge caution. **THE BLADE IS EXTREMELY SHARP!**

- 1) Remove the handle portion of the Bagel Guillotine® from the base by grasping the top of the handle with one hand and holding down the base with the other hand. (See illustration #1).
- 2) Place the bagel in the base. (See illustration #2).
- 3) Position the handle portion of the Bagel Guillotine® directly over the base, with the blade pointing downward. The handle will "sleeve" over the base. Push straight down until the handle portion meets the base. (See illustration #3).
- 4) Holding the bottom of the base with one hand, lift the handle portion up. (See illustration #4).
- 5) Remove your perfectly sliced bagel from the base. If a bagel sticks in the handle portion use a utensil to push down on the bagel from the top. (See illustration #5). **NEVER REACH INTO THE HANDLE PORTION FROM THE BOTTOM! THE BLADE IS EXTREMELY SHARP!**



### RECOMMENDATIONS

• **NEVER SLICE FROZEN OR STALE BAGELS AS THEY WILL DULL THE BLADE. SLICE BAGELS BEFORE YOU FREEZE THEM AND THAW FROZEN BAGELS BEFORE SLICING THEM.**

• Steamy, moist or "sticky" bagels may compress or squash during slicing; allow steamy bagels to cool off. Popping a moist or sticky bagel into a toaster oven for a few seconds will insure easiest slicing.

• Flavored bagels (raisin, onion etc.) can leave a sticky residue on the blade. Regular cleaning allows the Bagel Guillotine® to work at maximum efficiency. Acid from some ingredients may stain, but occasional staining or scratches will not affect performance.

### CLEANING INSTRUCTIONS

To clean your bagel slicer by hand, use a bottle brush and warm soapy water. **DO NOT** scour with metal pads, steel wool or abrasive cleaners. **NEVER REACH INTO THE HANDLE PORTION. THE BLADE IS EXTREMELY SHARP!**

To clean in a dishwasher, place on the **TOP SHELF**. Use care when removing from the dishwasher so as not to reach into the handle portion.

**"We at Larien Products have designed the Bagel Guillotine to be highly functional and safe. We must stress however that the Bagel Guillotine IS NOT A TOY AND SHOULD NEVER BE USED BY CHILDREN OF ANY AGE WITHOUT PROPER ADULT SUPERVISION."**

**KEEP OUT OF REACH OF CHILDREN UNDER THE AGE OF 10.**

### LIMITED ONE YEAR WARRANTY

LARIEN PRODUCTS warrants this product to be free from defects in material and workmanship, excluding blade wear, under normal household conditions for a period of one (1) year from the date of purchase. This warranty does not include damages caused by misuse, accidents, commercial use or neglect on the part of the user. Also not included would be scratches, discolorations, staining or anything that would be considered incidental or consequential damages. Please read the use and care instructions and always comply with them for best results.

THE WARRANTY STATED ABOVE IS A LIMITED WARRANTY AND IS THE ONLY WARRANTY MADE BY LARIEN PRODUCTS. LARIEN PRODUCTS DOES NOT MAKE, AND BUYER HEREBY EXPRESSLY WAIVES, ANY AND ALL OTHER WARRANTIES WHETHER EXPRESS OR IMPLIED. 1-800-462-9237

**"NOT INTENDED OR WARRANTED FOR COMMERCIAL USE"**

Model #1500

© 2008 Larien Products

LARIEN  
P R O D U C T S

351 Pleasant Street, PMB 224,  
Northampton, MA 01060  
TEL 800.462.9237 FAX 413.585.0101  
email: info@larien.com



THE ORIGINAL BAGEL GUILLOTINE™

# THE ORIGINAL BAGEL GUILLOTINE®

"Since 1994, the World's Best Bagel Slicer!"

**Safety first:** Never worry about cutting yourself. The guillotine-action blade safely slices the bagel behind the protective finger guards.

- Top-shelf dishwasher safe
- Non-stick coated blade for easy slice & easy clean
- Award winning design

**Easy & Fast**



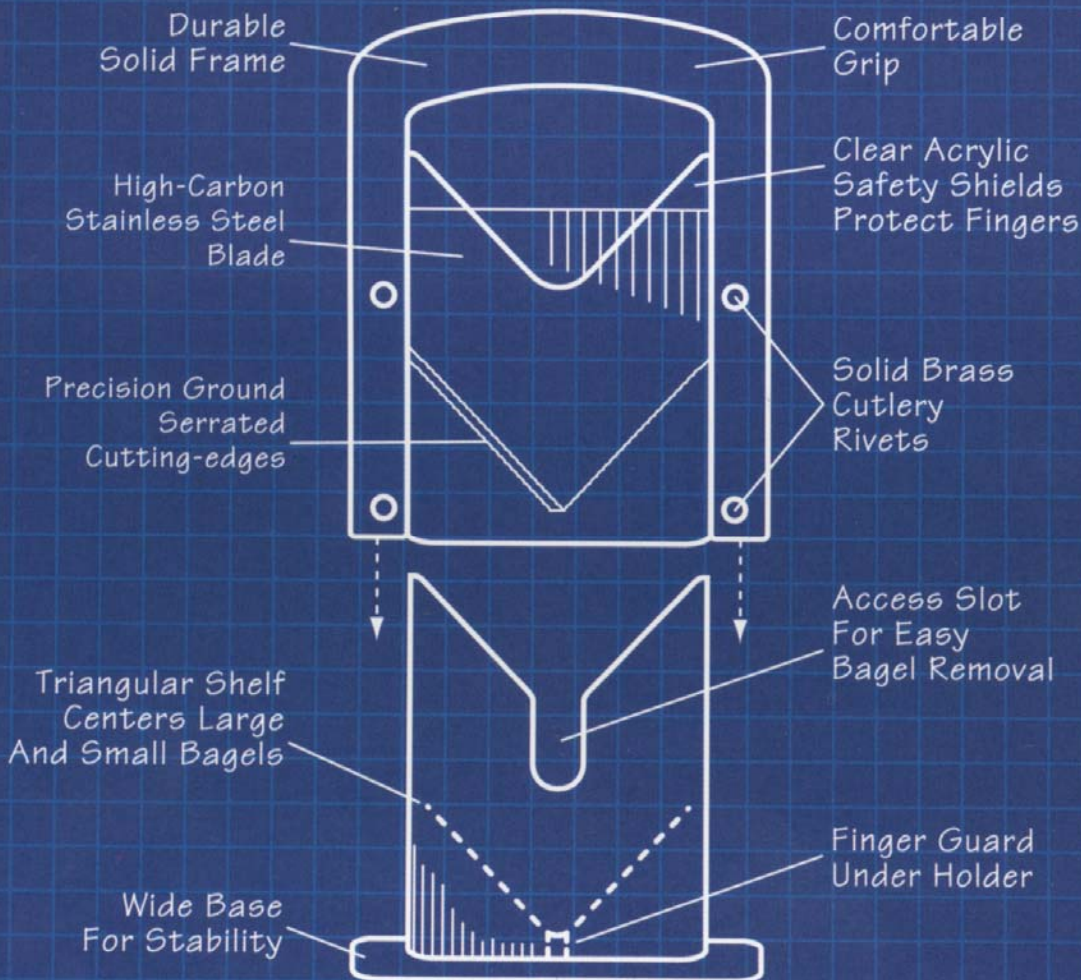
Insert the bagel

The perfect gift for bagel lovers...



...every kitchen should have one!

## ENGINEERED FOR SAFETY & PERFORMANCE



Push down



Remove perfectly sliced bagel

MODEL #1500

MADE IN THE U.S.A.