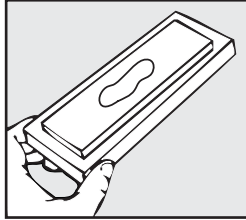
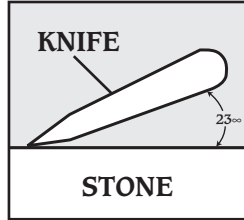


# SHARPENING INSTRUCTIONS


This FINE(Hard)Arkansas stone is the best finishing stone of all the natural Arkansas stones. This stone removes modest amounts of metal as it polishes the cutting edge. Always use honing solution or water as a lubricant while sharpening.




**1.** Put a small amount of Smith's Honing Solution (or any light oil or water) on your stone. Don't use a lot of our Honing Solution because a small amount goes a long way. Using a Natural Stone without oil or water will damage and clog your stone.



**2.** Place your knife flat on the end of your stone. Raise the back of your knife to an approximate 23-degree angle.



**3.** Push the blade away from you just like you are trying to cut a thin slice off the top of the stone. Don't be afraid to use pressure against the stone while sharpening since it will not damage the stone or your knife. Repeat this pushing stroke three or four times. Remember, try to keep the same approximate sharpening angle all the time since this is the key to obtaining the sharpest edge.



**4.** To sharpen the other side of your knife place your blade at the opposite end of your stone and repeat steps 2 and 3, but instead of pushing the knife away from you pull it toward you as shown. Continue to sharpen until you feel your blade is truly sharp.

**Smith's™**

SINCE 1886

1700 Sleepy Valley Road  
Hot Springs, Ar 71901  
501-321-2244  
[www.smithabrasives.com](http://www.smithabrasives.com)

CAT #MP4L  
Medium Arkansas

